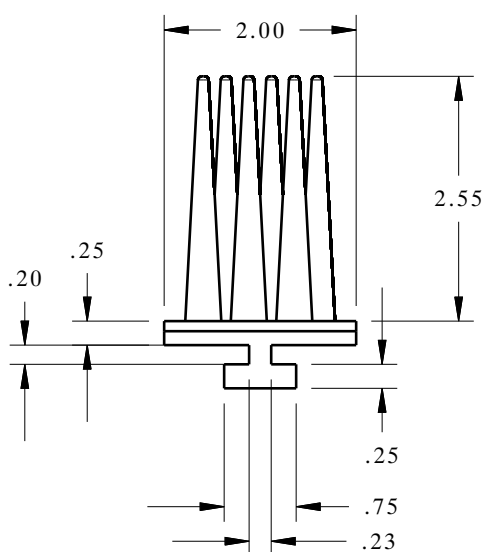
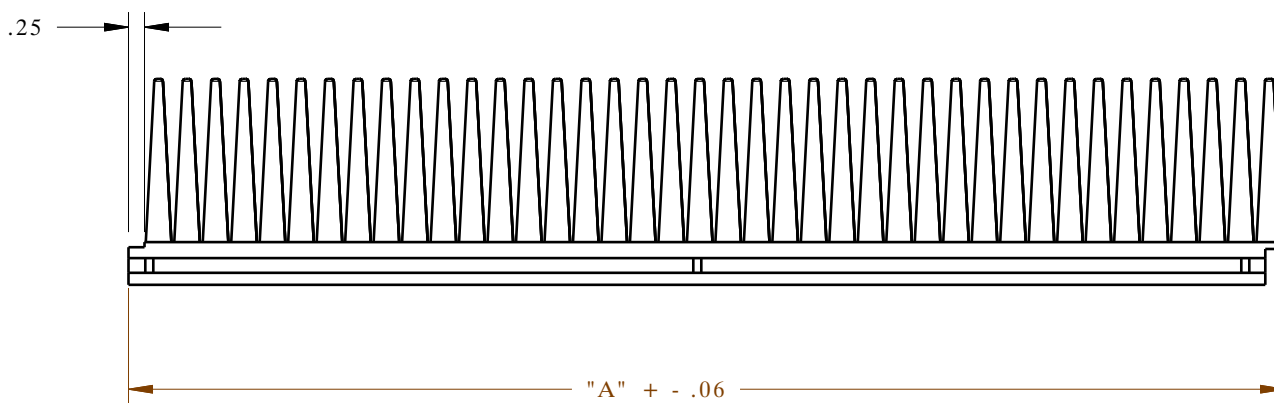
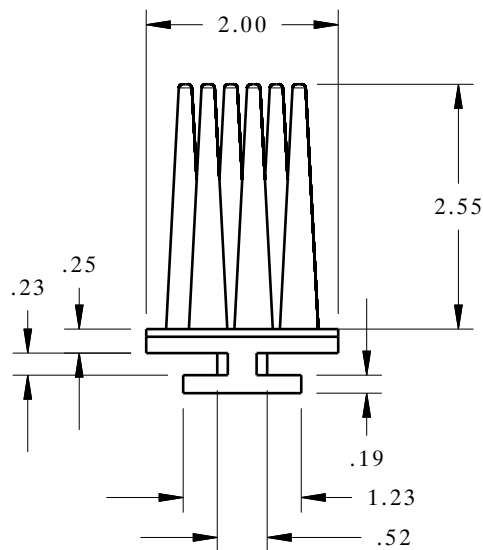


# XL BRUSH DUNNAGE



**DE445-XL**



**DE620-XL**

CMHE PART #	DUR
CMHE0088A	70A
CMHE0088B	80A
CMHE0088C	90A

PART#      "A"      Fits  
                  Length      Slot  
                                       Size

<b>DE445-XL</b>	26"	.31"
<b>DE620-XL</b>	18.06"	.63"

**NOTE: All Dimensions are in INCHES**

<b>MATERIAL TYPE</b> Thermoplastic Elastomer (TPE)
<b>HARDNESS (SHORE A)</b> 70 (Soft) , 80, 90
<b>COLOR</b> Gray (Stock) , Black, Call

## XL BRUSH DUNNAGE

**Applications:**

- Generic part spacing
- Captures part flange



800-443-5553

www.dunnage-eng.com